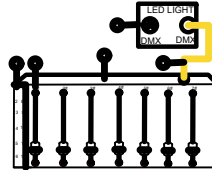
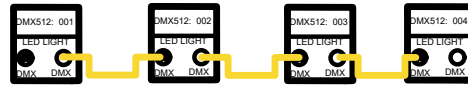


DMX manual

1, Use DMX control line to connect DMX512 console to one light in the group (could be any of the light)

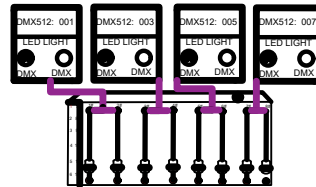


2. To connect all the lights in the group one by one with DMX control line (in and out lines), and to set the address code for each light, e.g. 001, 002, 003, 004...



3. Ready to start, press channel 1, which could control up to 8 lights. If the address for 001 the LED light is bi-color, then button 1# to control dimmer, button 2# to control color, same consequence for the rest lights; if address 002 followed by a single color LED light, then button 3# control dimmer... and so on. If channel 1 is full, open channel 2 to control more lights. DMX512 console is with 8 channel and each channel control 8 group of LED lights.

1, Bi-color



1, Bi-color, we order the address of DMX is 001, 003 on the light, this we can find the light easy.

2, single color

