

# Prompter People™

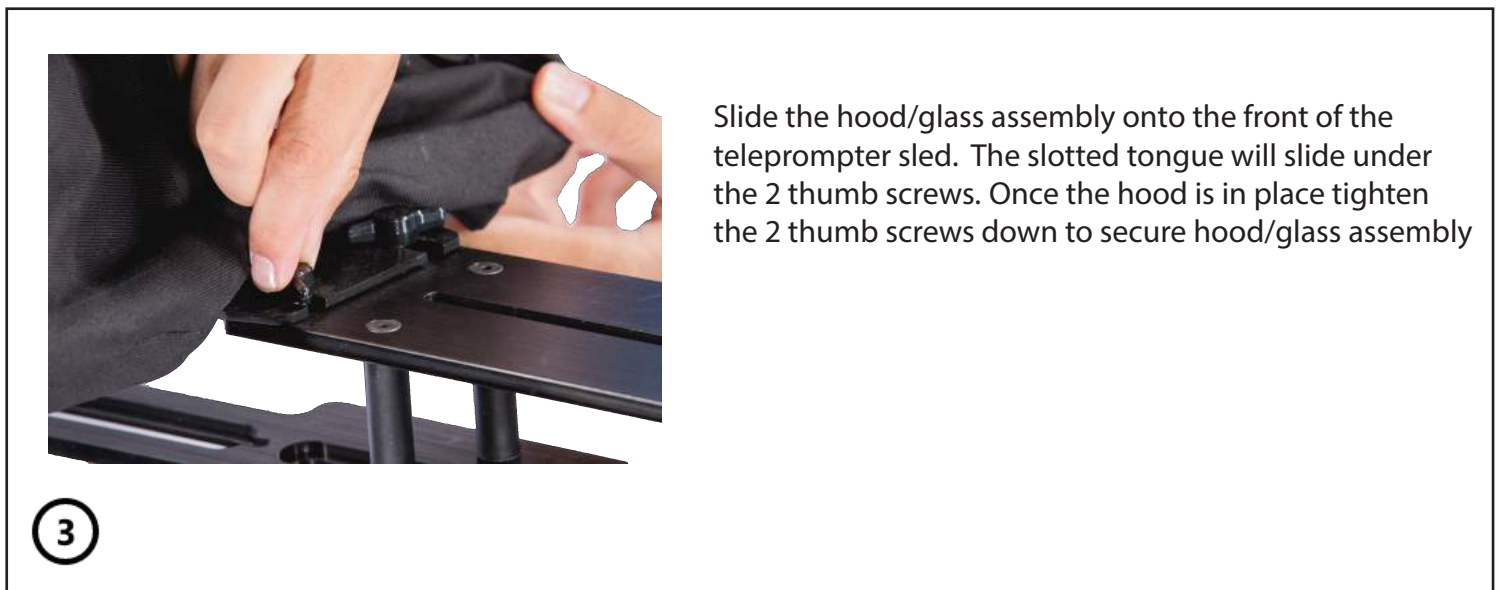
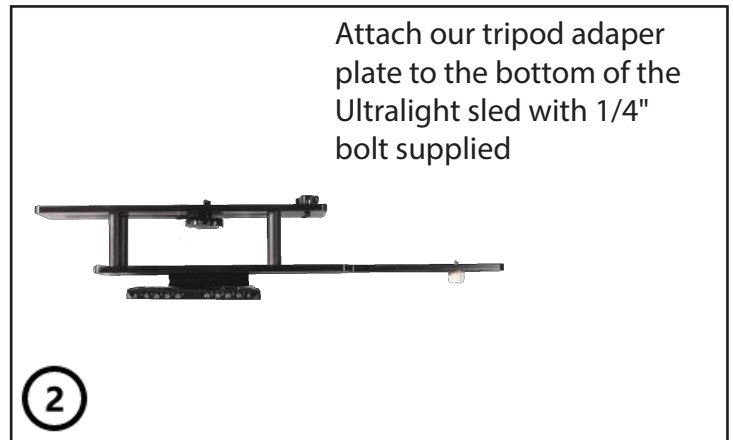
## Setup guide

Ultralight iPad teleprompting system



# Setup guide

## Ultralight iPad teleprompting system



# Setup guide

## Ultralight iPad teleprompting system

Place lens shade around lens and cinch tight



Place camera on top of teleprompter sled plate or the first or second position on the riser

Secure camera with thumb screw

5

Note: Remove lens shade and slide lens within 1/2" of glass



Loosen thumb screw to adjust camera position


Loosen thumb screw to adjust iPad position

6

Continue to page 3 for Tab Grabber instructions

Congratulations on the purchase of your Tab Grabber, an innovative universal tablet holder. It is specially designed to hold your tablet for use with Prompter People teleprompters. The Tab Grabber is compatible with the majority of mobile tablets including the Apple iPad 1, iPad 2, iPad 3, iPad 4, iPad Mini, iPad Air, Samsung, Microsoft, Motorola, and most others. This first section will show you how to use the Tab Grabber with iPad models using preset pins. The last section shows how to use the Tab Grabber with non iPad models. Let's run through the steps.

1a



1b

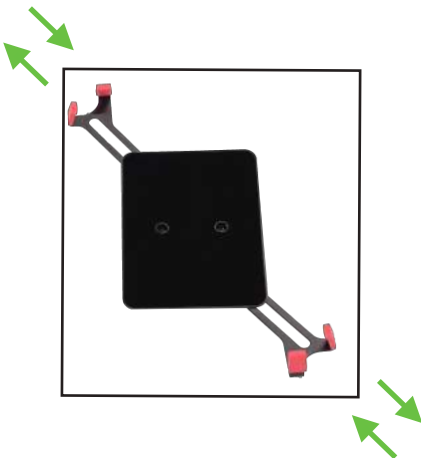


### Before You Begin

Remove the Tab Grabber from the mount by removing the two thumbscrews underneath the Tab Grabber. Lift off the Tab Grabber and replace the thumbscrews so they do not get lost.

### Instructions for setting up with iPads (see last page for other tablet setups)

2



The Tab Grabber has grabber arms at the bottom left and the top right that extend in and out to accommodate different tablet sizes.

3



Place the tablet in the Tab Grabber. Press the extension arms firmly against the tablet to give a snug fit.

4



While pushing in both extension arms to keep the iPad in place turn over. Tighten both thumbscrews to keep extension arms in place.

5



Place iPad/Tab Grabber back on the teleprompter mount in the front slot,

9



Slide the Tab Grabber to the desired position and tighten the two thumbscrews to secure in place.

10



Congratulations on assembling your tab grabber! Feel free to contact us if you have any questions.  
[www.prompterpeople.com](http://www.prompterpeople.com) +1-408-866-9100